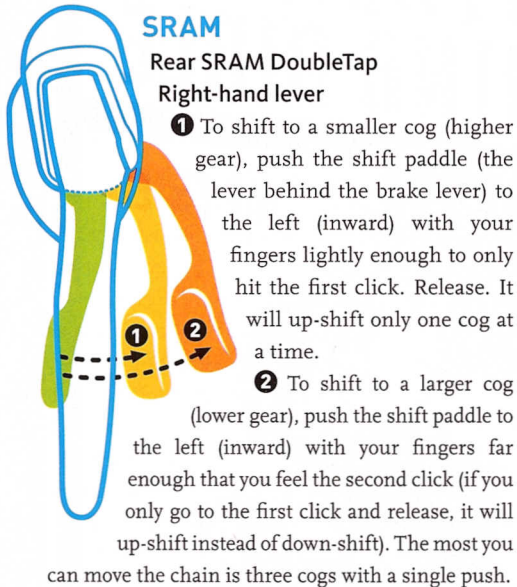


So you want to try something different?

Operating Integrated Shift/Brake Levers

SRAM

Rear SRAM DoubleTap Right-hand lever



1 To shift to a smaller cog (higher gear), push the shift paddle (the lever behind the brake lever) to the left (inward) with your fingers lightly enough to only hit the first click. Release. It will up-shift only one cog at a time.

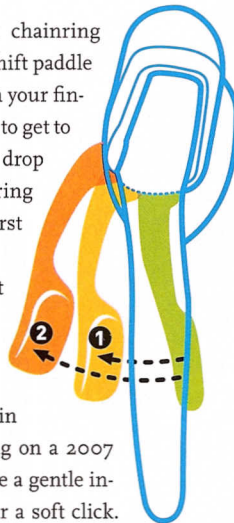
2 To shift to a larger cog (lower gear), push the shift paddle to the left (inward) with your fingers far enough that you feel the second click (if you only go to the first click and release, it will up-shift instead of down-shift). The most you can move the chain is three cogs with a single push.

Front SRAM DoubleTap — Left-hand lever

1 To shift to a smaller chainring (lower gear), push the shift paddle to the right (inward) to the first click and release.

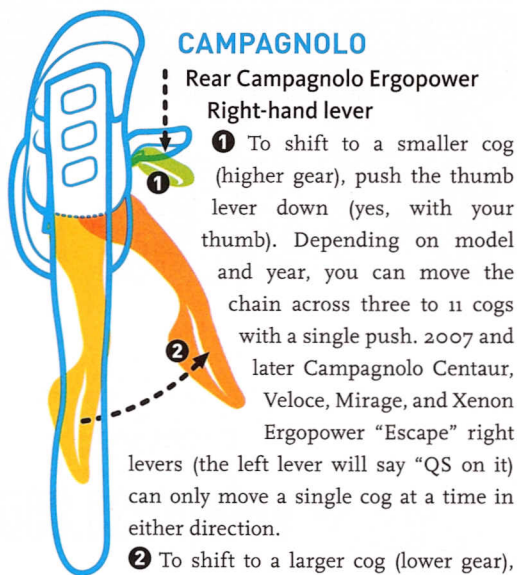
2 To shift to a larger chainring (higher gear), push the shift paddle to the right (inward) with your fingers. It takes a firm push to get to the second click (it will drop back to the inner chainring if you only go to the first click and release).

You can feather the front derailleur so that it does not rub on the chain in some cross-gear combinations. When the chain is on the inner chainring on a 2007 unit, give the shift paddle a gentle inward push until you hear a soft click. 2007 levers have no trim setting on the big chainring. On 2008 and later Red and Rival levers and 2009 and later Force levers, the trim setting is on the big chainring. When the chain is on the outer chainring, give the shift paddle a gentle push until you feel the soft click. You can easily overdo it and actually perform the shift.



CAMPAGNOLO

Rear Campagnolo Ergopower Right-hand lever



1 To shift to a smaller cog (higher gear), push the thumb lever down (yes, with your thumb). Depending on model and year, you can move the chain across three to 11 cogs with a single push. 2007 and later Campagnolo Centaur, Veloce, Mirage, and Xenon Ergopower "Escape" right levers (the left lever will say "QS" on it) can only move a single cog at a time in either direction.

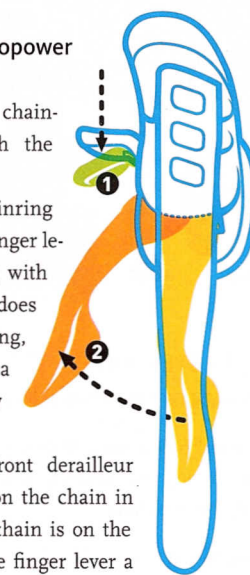
2 To shift to a larger cog (lower gear), push the finger lever (behind the brake lever) to the left (inward) with your fingers. Depending on model and year, you can move the chain up to three cogs with a single push.

Front Campagnolo Ergopower Left-hand lever

1 To shift to a smaller chainring (lower gear), push the thumb lever down.

2 To shift to a larger chainring (higher gear), push the finger lever to the right (inward) with your fingers. If the chain does not climb up the outer ring, give another push. On a triple, you can shift only one chainring at a time.

You can feather the front derailleur so that it does not rub on the chain in a cross-gear. When the chain is on the inner chainring, give the finger lever a gentle inward push to move one click at a time. When the chain is on the outer chainring, give the thumb lever a single-click push at a time; this feature is not present on QS levers.



SHIMANO

Rear Shimano STI — Right-hand lever



1 To shift to a smaller cog (higher gear), push the smaller lever to the left (inward) with your second finger. It will click only one gear at a time.

2 To shift to a larger cog (lower gear),

push the brake/shift lever (both the brake lever and the small cable release lever will move together, laterally) to the left (inward) with your fingers. The most you can move the chain with a single push is three cogs on pre-2009 models and two cogs on newer 7900 Dura-Ace STI levers.

Front Shimano STI — Left-hand lever

1 To shift to a smaller chainring (lower gear), push the smaller lever to the right (inward) with your second finger. If you have a triple, you can shift only one chainring at a time.

2 To shift to a larger chainring (higher gear), push the brake/shift lever (the larger lever) to the right (inward) with your fingers. It takes a firm push. If it moves a small click, but the chain does not climb up the outer ring, give another push. If you have a triple, you can shift only one chainring at a time.

You can feather the front derailleur so that it does not rub on the chain in a cross-gear. When the chain is on the inner chainring, give the brake/shift lever a gentle inward push until you hear a soft click. When the chain is on the outer chainring, give the inner lever a gentle push until you feel the soft click; this feature is not present on newer STI levers with under-the-handlebar-tape shift cables. Feathering may take some practice, as you can easily overdo it and actually perform the shift.

